

Exercise 50

For the following exercises, use graphs of $f(x)$, shown in Figure 6, $g(x)$, shown in Figure 7, and $h(x)$, shown in Figure 8, to evaluate the expressions.

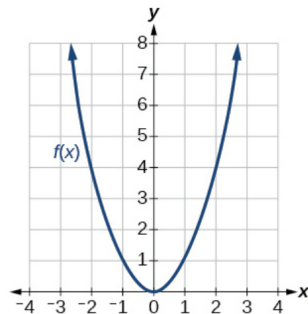


Figure 6

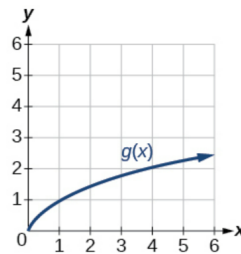


Figure 7

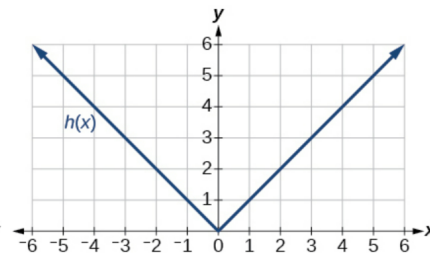
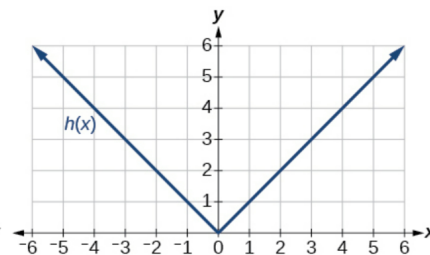
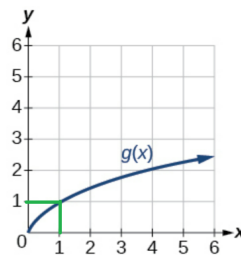
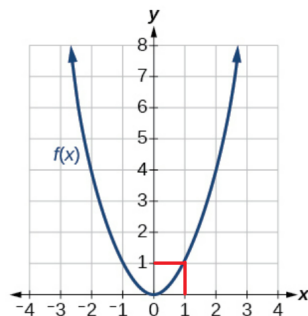


Figure 8

$$g(f(1))$$

Solution

Notice from the graphs that $f(1) = 1$ and $g(1) = 1$.



Therefore,

$$g(f(1)) = g(1) = 1.$$